

Nagle MWO/MDO Pump

A True Cantilever Pump with a Slurry Type Water End

The Nagle MWO/MDO Vertical Cantilever shaft pump contains no bearings below the mounting plate.

Endurance engineered for maximum service



Nagle Pumps, Inc.

1249 Center Ave, Chicago Heights, IL 60411
Phone 708-754-2940 Fax: 708-754-2944
www.naglepumps.com sales@naglepumps.com

Nagle Vertical Shaft Pump - Model MWO/MDO

Design Features

TRUE CANTILEVERED SHAFT DESIGN WITH NO BEARINGS BELOW THE MOUNTING PLATE.


PUMP INCORPORATES THE STANDARD NAGLE SLURRY DESIGN WATER END COMPONENTS WITH LARGE INTERNAL CLEARANCES FOR LOW LIQUID VELOCITIES AND PASSAGE OF LARGE SOLIDS.

THE NAGLE MWO INCLUDES A BUILT-IN SPACER BETWEEN THE MOUNTING PLATE AND THE MOTOR BEARINGS. THIS WILL PROTECT THE BEARINGS AND MOTOR FROM CONTAMINATION AND SUMP/TANK FLOODING.


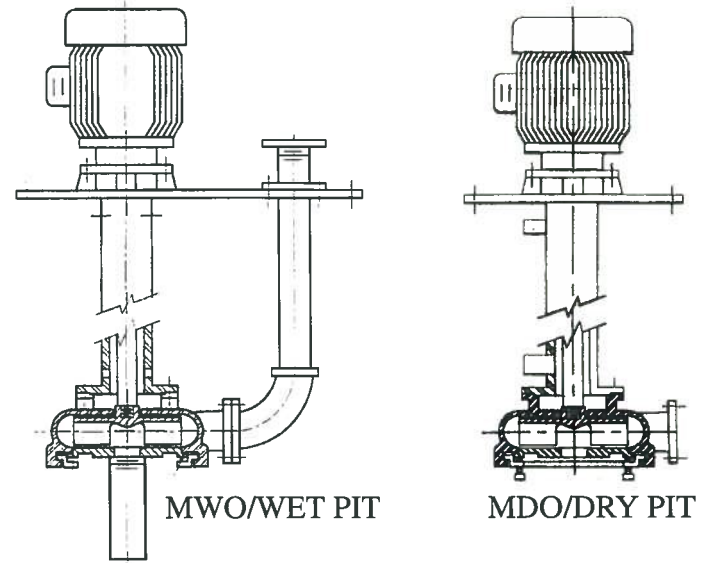
BUILT-IN MOUNTING PLATE SIZED FOR STATIC AND DYNAMIC LOADS.

OPTIONS INCLUDE A DISCHARGE ASSEMBLY, STAINLESS STEEL CONSTRUCTION, TAILPIPE ASSEMBLY, AND DRY PIT DESIGN.

AVAILABLE IN DRY-PIT OUTSIDE TANK MOUNTING DESIGN. THIS DESIGN ELIMINATES THE PACKINGS OR SEALS GENERALLY ASSOCIATED WITH DRY-RUN OPERATIONS.



The low center of gravity on the MWO pump allows ideal mounting on pontoon



Agitator option available for maintaining solids suspension in sump or tank



Nagle Pumps, Inc.

3565 Dixie Highway
Dry Ridge, KY 41035

Phone: 859.428.5416
Sales@NaglePumps.com
www.NaglePumps.com